



DELTA
G.I. CONDUITS
FLEXIBLE CONDUITS
SWITCH & SOCKET
ADAPTABLE BOXES

For various industries

Process industry

- From power generation and distribution plants to offshore and onshore hazardous area applications for the oil, gas and chemical industries.



Construction Industry

- Our Conduits are designed to meet various specifications of construction industry.



Transportation

- For applications such as rolling stock, track side signalling and lighting equipment, and signage protection and control.
- Our conduits aim to meet all requirements of mobility through innovative and customised solutions.



Ship Building

- Our conduits are designed to meet the extreme requirements in oil tankers, cruise ships, cargo container and military vessels.




Delta Steel Conduits

- Material** : Galvanized mild steel / Stainless steel
Finish : Hot dip galvanized both inside and outside (DG) / Stainless steel 304 & 316
Standard : BSEN 50086(formerly BS4568 part 1) for hot dip galvanized conduit.
Standard Length : 3.75 metre

How to Order : Finish / Size
Eg : DG/25(Hot dip galvanized inside and outside, 25mm conduit)

Note: For the rest of material finishes please refer to back side of this page.

Conduits are supplied with both ends screwed and complete with one solid coupling.



Outer Diameter	No. of Lengths per bundle	Approx. weight per Length(kgs)	Thickness & Tolerance
20mm	8	2.90	1.6mm +/-0.15mm
25mm	8	3.66	1.6mm +/-0.15mm
32mm	4	4.88	1.6mm +/-0.15mm

40 and 50 mm Conduits are also available on request

Spacing of Supports for Conduits

The following table gives guidance on the spacing of supports for conduits.

Nominal size of conduit mm	Maximum distance between supports	
	Horizontal runs mtr	Vertical runs mtr
17-25	1.75	2.0
26-40	2.0	2.25
Over 40	2.25	2.5

Cable Capacities of Conduits

The following tables give guidance on the calculation of the number of singlecore PVC insulated cables which can be pulled in various sizes of conduit.

The tables deal with two particular cases.

1. Singlecore PVC insulated cables in straight runs not exceeding 3 metres in length.
2. Singlecore PVC insulated cables in straight runs exceeding 3 metres in length or in runs of any length with bends or sets.

1. Straight runs not exceeding 3 metres in length

- a) For each type of cable being used, obtain the cable factor from Table A.
- b) Sum all the cable factors and compare with the conduit factors given in Table B.
- c) The conduit sizes which will accommodate the cables are those with a conduit factor equal to or greater than the sum of cable factors.

The following Tables A,B,C and D are for guidance only and any future wiring needs should be taken into account.

Table A - Cable factors for short straight runs

Type of Conductor	Conductor Cross Sectional area in mm ²	Factor
Solid	1	22
	1.5	27
	2.5	39
Stranded	1.5	31
	2.5	43
	4	58
	6	88
	10	146

Table B - Conduit factors for short straight run

Conduit diameter in mm	Factor
20	460
25	800
32	1400

2. Straight runs exceeding 3 metres in Length or runs of any Length incorporating bends or sets

- For each type of cable being used cable factor can be obtained from Table C.
- Sum all cable factors and compare with conduit factor given in Table D for the relevant length of run and the number of bends and sets in that run.
- The conduit sizes which will accommodate the cables are those with a conduit factor equal to or greater than the sum of cable factors.

Table C - Cable factors for Long straight runs, or runs incorporating bends

Type of Conductor	Conductor Cross Sectional area in mm ²	Factor
Solid or Stranded	1	22
	1.5	27
	2.5	39

The following finishes are also available against order:

Size	Material	Code	
20mm	SS304	DG/20-A2	20MM SS304 Conduit, 3.75MTR Long
25mm	SS304	DG/25-A2	25MM SS304 Conduit, 3.75MTR Long
20mm	SS316	DG/20-A4	20MM SS316 Conduit, 3.75MTR Long
25mm	SS316	DG/25-A4	25MM SS316 Conduit, 3.75MTR Long
20mm	FRP	DG/20-FRP	20MM GRP/FRP Conduit, 3.75MTR Long
25mm	FRP	DG/25-FRP	25MM GRP/FRP Conduit, 3.75MTR Long
20mm	ALUM	DG/20-ALM	20MM Aluminium Conduit, 3.75MTR Long
25mm	ALUM	DG/25-ALM	25MM Aluminium Conduit, 3.75MTR Long

Small Malleable Boxes

Material : Malleable Iron

Finish : Galvanised

60.3mm Internal Diameter

20mm Boxes Minimum 25mm Deep

25mm Boxes Minimum 28mm Deep

Tapped M4 at 50.8mm centres.

With tapped hole in base for earthing screw.

Supplied without cover or fixing screws unless ordered.

How to Order Accessories : product code / Size Eg : D 101/25 (Terminal Box for 25mm Conduit)



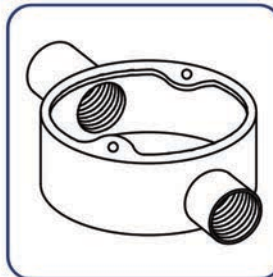
Terminal

S. No. : D 101
Size : 20mm 25mm 32mm
Pack Qty : 10 10



Back Outlet

S. No. : D 106
Size : 20mm 25mm
Pack Qty : 10 10



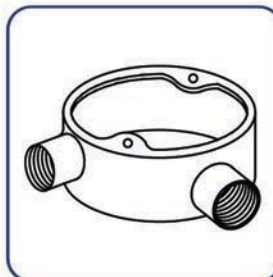
Through

S. No. : D 102
Size : 20mm 25mm 32mm
Pack Qty : 10 10



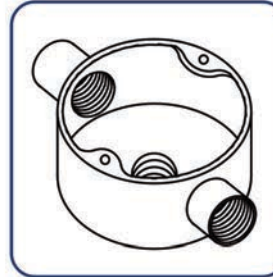
Terminal & Back Outlet

S. No. : D 107
Size : 20mm 25mm
Pack Qty : 10 10



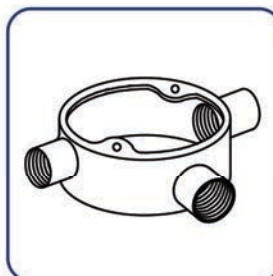
Angle

S. No. : D 103
Size : 20mm 25mm 32mm
Pack Qty : 10 10



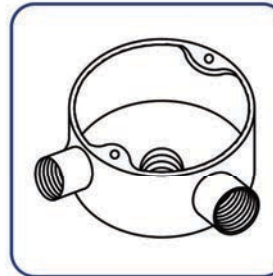
Terminal & Back Outlet

S. No. : D 108
Size : 20mm 25mm
Pack Qty : 10 10



Tee

S. No. : D 104
Size : 20mm 25mm 32mm
Pack Qty : 10 10



Angle & Back Outlet

S. No. : D 109
Size : 20mm 25mm
Pack Qty : 10 10



Intersection

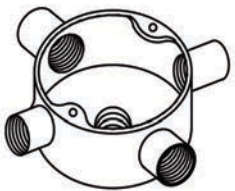
S. No. : D 105
Size : 20mm 25mm 32mm
Pack Qty : 10 10




Tee & Back Outlet

S. No. : D 110
Size : 20mm 25mm
Pack Qty : 10 10

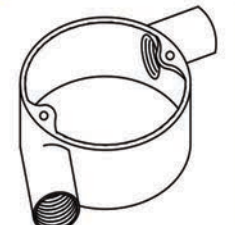
Small Malleable Boxes / Large Malleable Boxes



Intr. Sec. & Back Outlet
 S. No. : D 111
 Size : 20mm 25mm
 Pack Qty : 10 10




Tangent Through
 S. No. : D 112
 Size : 20mm 25mm
 Pack Qty : 10 10



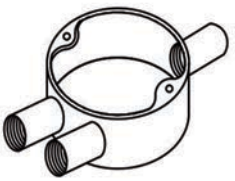
Tangent Angle
 S. No. : D 113
 Size : 20mm 25mm
 Pack Qty : 10 10




Tangent Tee
 S. No. : D 114
 Size : 20mm 25mm
 Pack Qty : 10 10



Branch Two way (U)
 S. No. : D 115
 Size : 20mm 25mm
 Pack Qty : 10 10



Branch Three way (Y)
 S. No. : D 116
 Size : 20mm 25mm
 Pack Qty : 10 10



Twin Through way (H)
 S. No. : D 117
 Size : 20mm 25mm
 Pack Qty : 10 10

Coupling Nipples



Normal Nipple
 S. No. : D 152
 Size : 20mm 25mm
 Pack Qty : 50 50




300mm Long Nipple
 S. No. : D 153
 Size : 20mm 25mm
 Pack Qty : 10 10

Looping Boxes


Material : Malleable Iron
 Finish : Galvanised



HOLE : 20mm,25mm
 S. No. : D 137
 Size : 29mm Deep x 60.3mm
 Internal diameter
 Pack Qty: 10



HOLE : 20mm
 S. No. : D 138
 Size : 29mm Deep x 60.3mm
 Internal diameter
 Pack Qty: 10



HOLE : 20mm
 S. No. : D 139
 Size : 29mm Deep x 60.3mm
 Internal diameter
 Pack Qty: 10

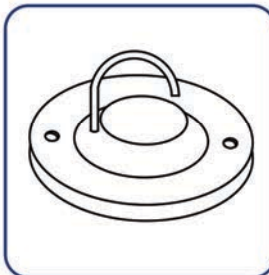
Ceiling Covers/Hooks/Domes

Finish : Galvanised



Covers, Ball & Socket

S. No. : D 142
 Size : 20mm 25mm
 Material : Malleable Iron
 Pack Qty: 25 25



Cover Hook Dome Combined

S. No. : D 143
 Material : Steel
 Pack Qty: 25



Female Dome Cover

S. No. : D 144
 Size : 20mm 25mm
 Material : Malleable Iron
 Pack Qty: 25 25



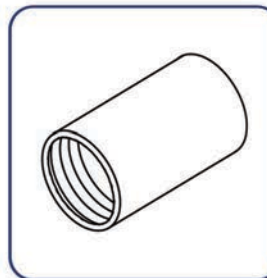
Female Dome Cover

S. No. : D 145
 Size : 20mm 25mm
 Material : Steel
 Pack Qty: 25 25

Couplings

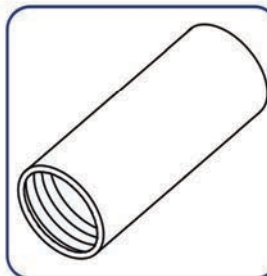
Material : Steel

Finish : Galvanised



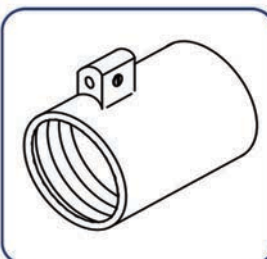
Solid Coupling

S. No. : D 150
 Size : 20mm 25mm 32mm
 Pack Qty: 100 100 50



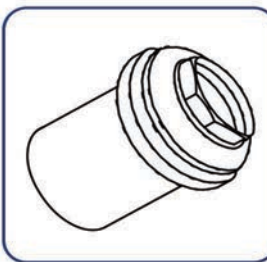
Solid Expansion Coupler

S. No. : D 150/[Size]-EXP
 Size : 20mm 25mm
 Pack Qty: 50 50



Earthing Coupling

S. No. : D 151
 Size : 20mm 25mm
 Pack Qty: 50 50



COUPLING FLANGED No. M110/M111

S. No. : D 154
 Size : 20mm 25mm
 Material : Malleable Iron
 Pack Qty: 50 50

Hooks And Loops

Material : Malleable Iron

Finish : Galvanised



Male Loop

S. No. : D 146
 Size : 20mm 25mm
 Pack Qty: 50 50



Female Loop

S. No. : D 148
 Size : 20mm 25mm
 Pack Qty: 50 50



Male Hook

S. No. : D 147
 Size : 20mm 25mm
 Pack Qty: 10 10

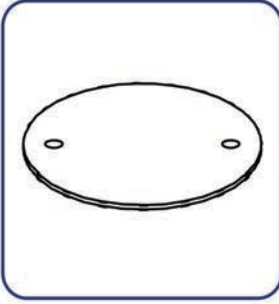


Female Hook

S. No. : D 149
 Size : 20mm 25mm
 Pack Qty: 50 50

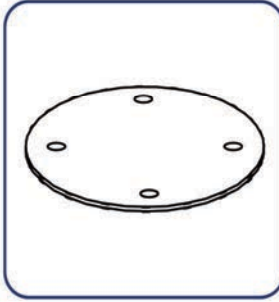
Small Box Covers

Finish : Galvanised



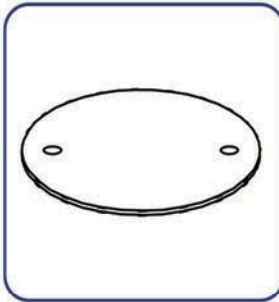
Light Cover with Diameter 65mm

S. No. : D 140
Material : Steel
Pack Qty : 100



Light Cover with Diameter 65mm

S. No. : D 141
Material : Steel
Pack Qty : 100



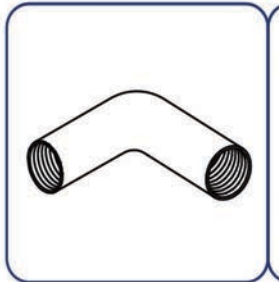
Light Cover with Diameter 85mm

S. No. : D 140-85
Material : Steel
Pack Qty : 100

Elbows

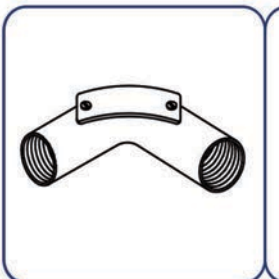
Material : Malleable Iron

Finish : Galvanised



Solid Elbow

S. No. : D 155
Size : 20mm 25mm
Material : Malleable Iron
Pack Qty : 25 25



Channel Inspection Elbow

S. No. : D 156
Size : 20mm 25mm
Material : Malleable Iron
Pack Qty : 25 25

Bends

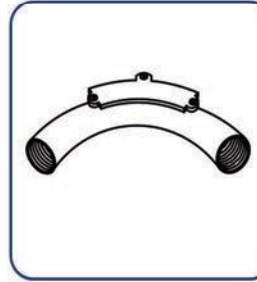
Material : Malleable Iron/Steel

Finish : Galvanised



Internal Thread Normal Bend

S. No. : D 157
Size : 20mm 25mm 32mm
Material : Steel
Pack Qty : 25 10 5




Inspection Bend

S. No. : D 158
Size : 20mm 25mm
Material : Malleable Iron
Pack Qty : 25 10

Tees

Finish : Galvanised

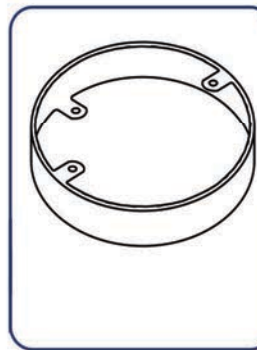


TEE, CHANNEL INSPECTION M133

S. No. : D 160
Size : 20mm 25mm
Material : Malleable Iron
Pack Qty : 25 20

Rings

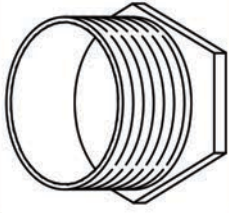
Finish : Galvanised



Rings

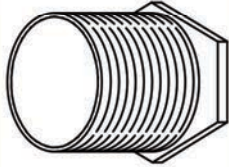
S. No. : D 161
Material : Malleable Iron
Size : 20mm 25mm 32mm
Pack Qty : 15 10 10

Bushes



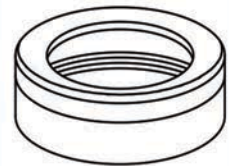
Short Male Bush

S. No. : D 162
 Size : 20mm 25mm 32mm
 Material : Brass
 Pack Qty : 100 50 50



Long Male Bush

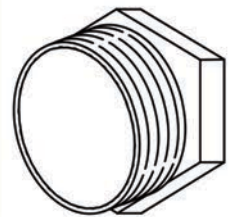
S. No. : D 163
 Size : 20mm 25mm 32mm
 Material : Brass
 Pack Qty : 100 50 50



Female Bush

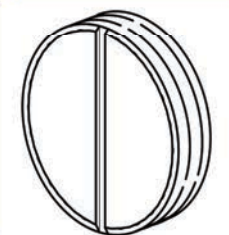
S. No. : D 164
 Size : 20mm 25mm 32mm
 Material : Brass
 Pack Qty : 100 100 100

Plugs



Hexagon Head Plug

S. No. : D 165
 Size : 20mm 25mm 32mm
 Material : Malleable Iron
 Finish : Galvanised
 Pack Qty : 100 100 100

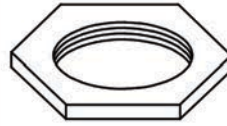


Slotted Head Plug

S. No. : D 166
 Size : 20mm 25mm 32mm
 Material : Brass
 Pack Qty : 100 100 100

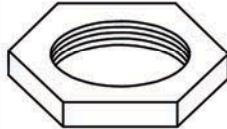
Locknuts

Material : Steel
 Finish : Galvanised



Light Hexagon Lock Nut

S. No. : D 168
 Size : 20mm 25mm 32mm
 Material : Steel
 Pack Qty : 100 100 100



Heavy Hexagon Lock Nut

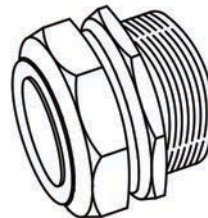
S. No. : D 169
 Size : 20mm 25mm 32mm
 Material : Steel
 Pack Qty : 100 100 100



Milled Edge Circular Lock Nut

S. No. : D 170
 Size : 20mm 25mm 32mm
 Material : Steel
 Pack Qty : 100 100 100

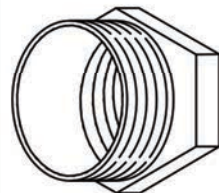
Glands



Gland for TRS

S. No. : D 167
 Size : 20mm 25mm
 Material : Brass
 Pack Qty : 100 100

Reducer



Reducer

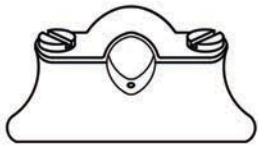
S. No. : D 131
 Material : Malleable Iron
 Size : 25x20mm
 Pack Qty : 100
 Size : 32x20mm
 Pack Qty : 50
 Size : 32x25mm
 Pack Qty : 50

Saddles

Material : Malleable Iron Base Steel Top

Size : 20mm, 25mm, 32mm

Finish : Galvanised



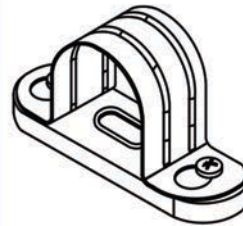
Hospital saddle

S. No. : D 171

Size : 20mm 25mm 32mm

Material : Malleable Iron base
Steel top

Pack Qty: 50 25 25



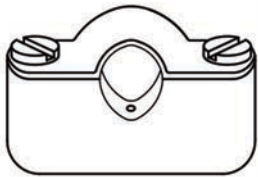
Space Bar Saddle

S. No. : D 173

Size : 20mm 25mm 32mm

Material : Steel

Pack Qty: 100 100 50



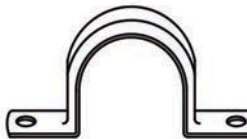
Distance Saddle

S. No. : D 172

Size : 20mm 25mm 32mm

Material : Malleable Iron base
Steel top

Pack Qty: 50 25 25



Saddle, 1 Way (Single) No. R451

S. No. : D 175

Size : 20mm 25mm 32mm

Material : Steel

Pack Qty: 100 100 50




Clip (Half Saddle)

S. No. : D 174

Size : 20mm 25mm 32mm

Material : Steel

Pack Qty: 100 100 50



Steel Crampet

S. No. : D 176

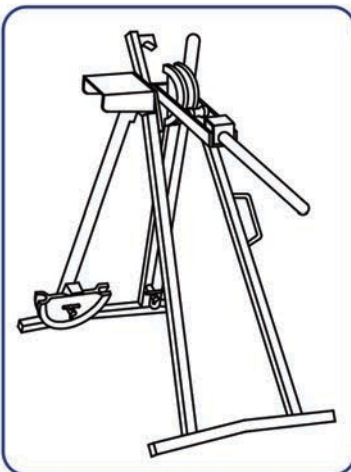
Size : 20mm 25mm

Pack Qty: 100 100

Conduits Factors for Runs Incorporating Bends

Length of run (meters)	Conduit diameter in mm														
	20	25	32	20	25	32	20	25	32	20	25	32	20	25	32
	Straight			One bend			Two bend			Three bend			Four bend		
1	Covered by Table A& Table B			303	543	947	286	514	900	256	463	818	213	388	692
1.5				294	528	923	270	487	857	233	422	750	182	333	600
2				286	514	900	256	463	818	213	388	692	159	292	529
2.5				278	500	878	244	442	783	196	358	643	141	260	474
3				270	487	857	233	422	750	182	333	600			
3.5	290	521	911	263	475	837	222	404	720	169	311	563			
4	286	514	900	256	463	818	213	388	692	159	292	529			
4.5	282	507	889	250	452	800	204	373	667	149	275	500			
5	278	500	878	244	442	783	196	358	643	141	260	474			
6	270	487	857	233	422	750	182	333	600						
7	263	475	837	222	404	720	169	311	563						
8	256	463	818	213	388	692	159	292	529						
9	250	452	800	204	373	667	149	275	500						
10	244	442	783	196	358	643	141	260	474						

Bending Machine



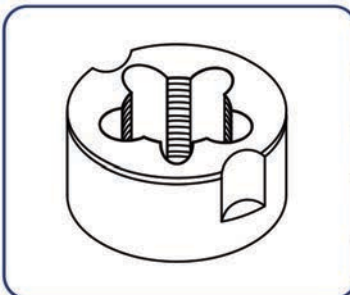
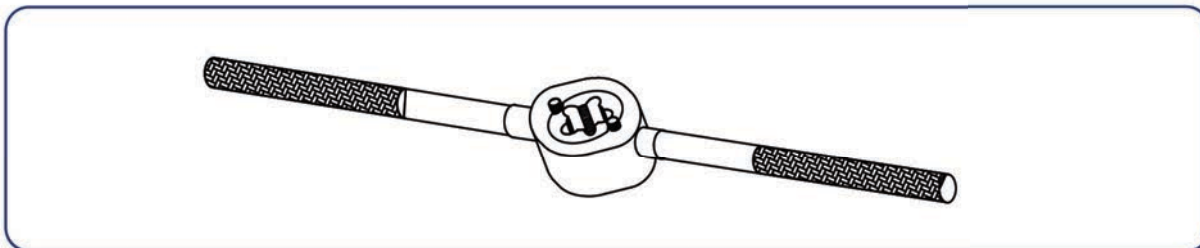
Bending Machines are fabricated from square section tubing to provide a rock solid frame which more than stands up to the rigors of daily use. The frame is designed to give maximum stability, minimizing the risks of sideways movement or skidding across floors, making operation as easy and effective as possible

For 20 & 25 Conduit Bending Machine : **BM-20-25-D**

For 20, 25 & 32 Conduit Bending Machine : **BM-20-25-32-D**

Stocks & Dies

DS-20-25-D	Complete set Contains Stock and Dies for 20mm and 25mm Conduit. Overall Dia. of Dies 42mm.
DS-25-32-D	Complete Set Contains Stock and Die for 25mm Conduit and 32 mm Conduit. Overall Dia. of Die 63.5mm.



Die	
Ordering code	Size
DIE-20	20mm Die
DIE-25	25mm Die
DIE-32	32mm Die

Electro Galvanized Flexible Metallic Conduit

Electro Galvanized Steel

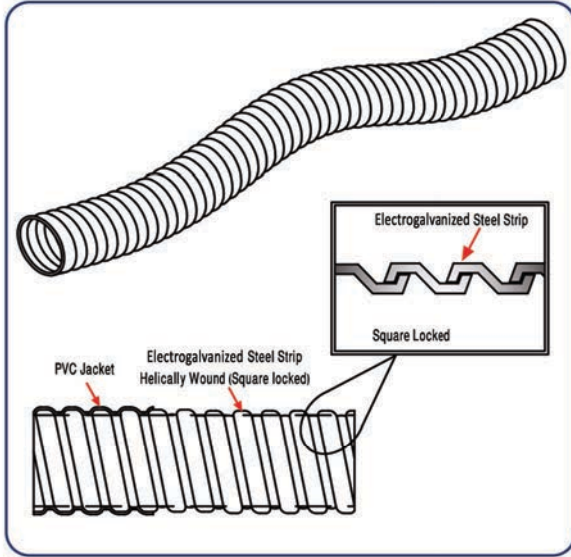
Ordering Code: - SIZE-GI-FL-COND (Ex. for 20mm Conduit: - 20-GI-FL-COND)

Sizes Available		
16mm	20mm	25mm
32mm	40mm	50mm

Standard Coil Lengths		
16mm - 25mm	-	20 meters Length
32mm & 40mm	-	15 meters Length
50mm	-	10 meter Length

P.V.C Covered Electrogalvanized Flexible Metallic Conduit

Ordering Code: - SIZE-PVC-FL-COND (Ex. for 20mm Conduit:- 20-PVC-FL-COND)



Sizes Available		
16mm	20mm	25mm
32mm	40mm	50mm

Standard Coil Lengths		
16mm - 25mm	-	20 meters Length
32mm & 40mm	-	15 meters Length
50mm	-	10 meter Length

Adaptors for Flexible Metallic Conduit

Male Adaptor, Flexible Tube Conduit

Ordering Code : SIZE-FL-COND-MADP



Material: Brass Finish: Nickel Plating	
Sizes	Standard Pack Quantity
16mm	50
20mm	50
25mm	50
32mm	25
40mm	10
50mm	5

Female Adaptor, Flexible Tube Conduit

Ordering Code : SIZE-FL-COND-FADP



Material: Brass Finish: Nickel Plating	
Sizes	Standard Pack Quantity
16mm	50
20mm	50
25mm	50
32mm	25

Ordering Code:- SIZE-LT-FL-COND
(Eg for **20mm Conduit:- 20-LT-FL-COND**)

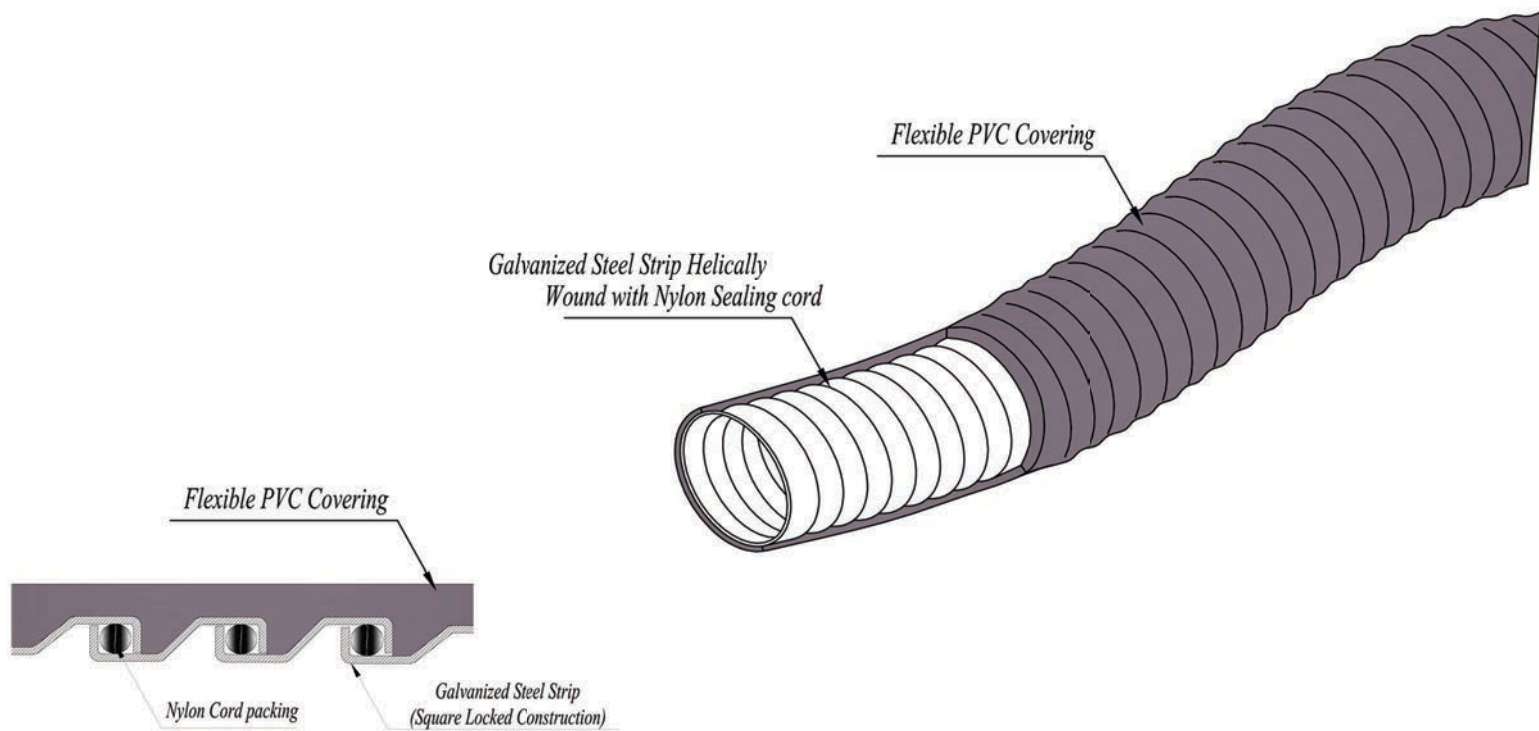
Sizes Available

20mm

25mm

Standard Coil Lengths

20mm-25mm - 20 Meters Length

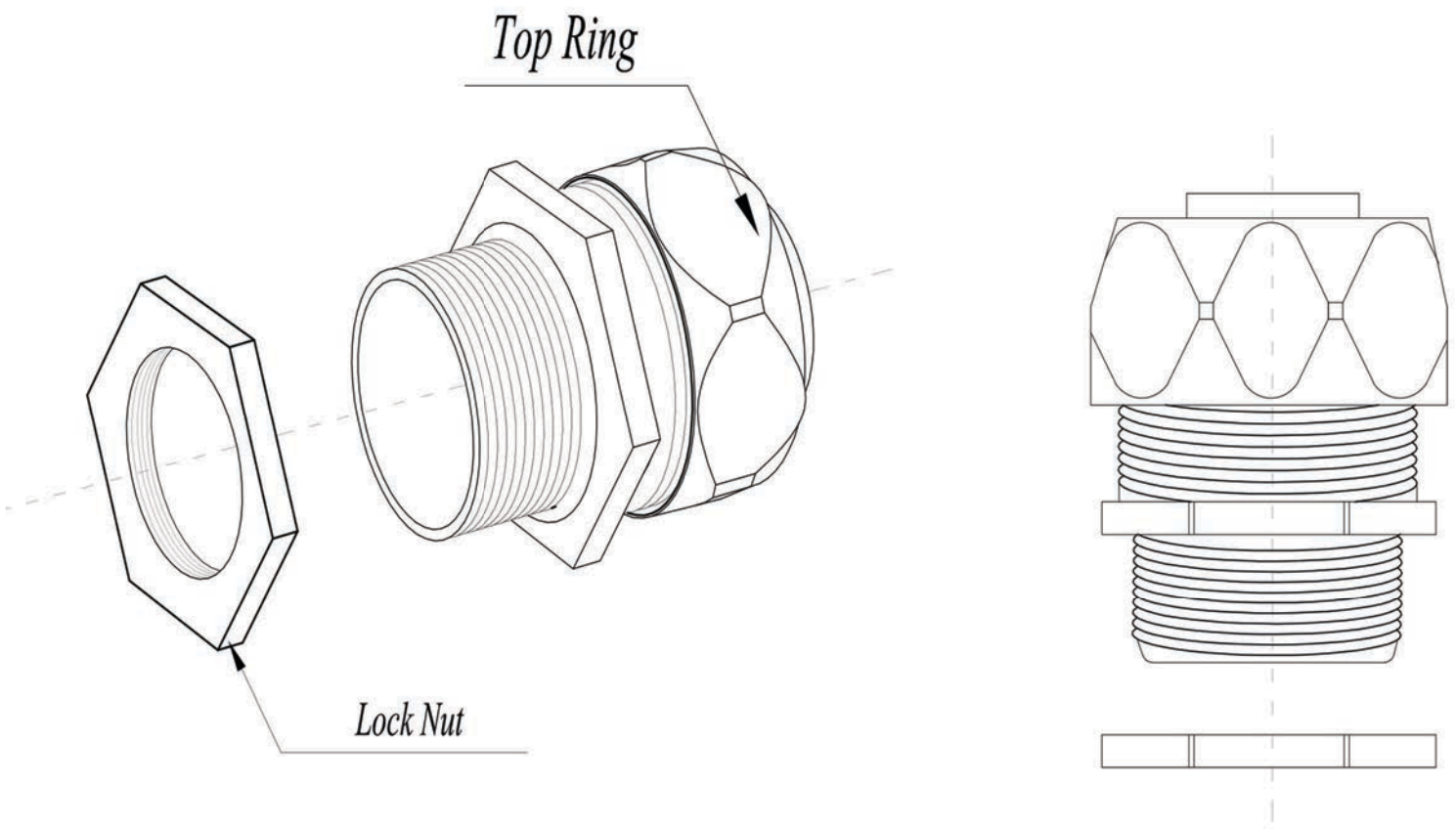


Liquid Tight Adaptor

Material : Brass
Finish : Nickel Plating

Ordering Code:- SIZE-LT-FL-COND-MADP
(Eg for **20mm Adaptor**:- 20-LT-FL-COND-MADP)

Sizes :	20mm	25mm
Standard Pack Quantity :	50	50



Switch and Socket Boxes

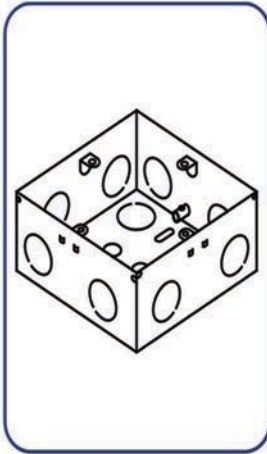
Material	:	Pre galvanized steel
Finish	:	Galvanised
Standard	:	BS 4662

Socket Boxes are available in various depths like 16mm, 25mm, 35mm and 48mm.

They are designed with adjustable lugs for easy fitting of accessories.

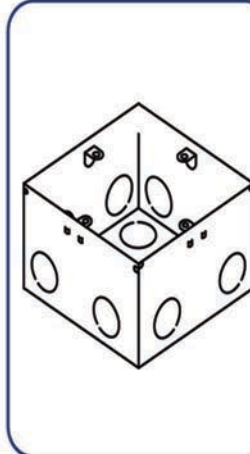
Each Box is produced with specified number and size of knockouts which allow adequate cable entries for wiring purpose.

Normal Dimensions : One Gang - 72mm x 72mm, Two Gang - 132mm x 72mm



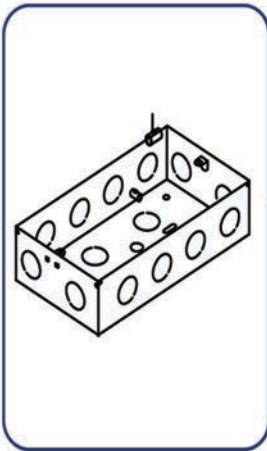
Switch Boxes - One Gang
72x72x35mm. S. No. DS -181-20-S7

Gang	Type of Entry	Fixing Lugs	Pack Qty.
One gang	20 & 25 KO's	with Adjustable Lugs	10



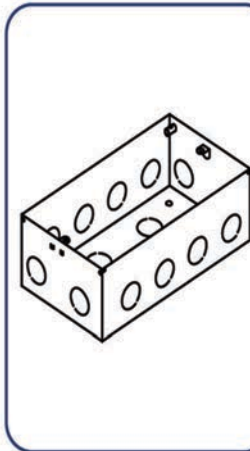
Switch Boxes - One Gang
72x72x47mm. S. No. DS-183-20-S9

Gang	Type of Entry	Fixing Lugs	Pack Qty.
One gang	20 & 25 KO's	with Adjustable Lugs	10



Switch Boxes - Two Gang
132x72x35mm. S. No. DS-182-20-S13

Gang	Type of Entry	Fixing Lugs	Pack Qty.
Two gang	20 & 25 KO's	with Adjustable Lugs	5



Switch Boxes - Two Gang
132x72x47mm. S. No. DS-184-20-S6

Gang	Type of Entry	Fixing Lugs	Pack Qty.
Two gang	20 & 25 KO's	with Adjustable Lugs	10

Adaptable Boxes

Delta Adaptable Boxes are manufactured from steel and are available with plain sides or knock-outs.

The standard finishes are Pre Galvanised (1P) and Hot Dipped Galvanised (1G).

Where boxes are supplied with knock-outs the number and size are as follows:

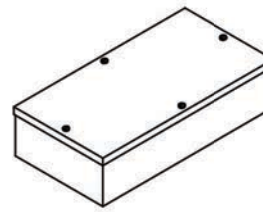
Width of side	Number of KO's in each side	Size of KO*
75mm	2	20mm
100mm	3	20mm
150mm	4	20mm
225mm	6	20mm
300mm	6	20mm

*K.O. - Knock out

*25 & 32 mm knock outs are available in boxes where the side height is minimum 50 mm.

Flanged lids are fitted as standard to all boxes and are secured by M5 x 8mm mushroom head screws.

Boxes can be supplied with overlapping flat lids and Rubber gaskets at an extra cost.

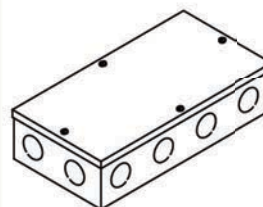


Adaptable Box
S. No. DS 185

Ordering Code:
Finish-DS185-SIZE

EG: 1P-DS185-75-75-37.5

Size mm	Pack Qty
75 x 75 x 37.5	10
75 x 75 x 50	10
75 x 75 x 75	6
100 x 75 x 37.5	10
100 x 75 x 50	10
100 x 100 x 37.5	10
100 x 100 x 50	10
100 x 100 x 75	6
150 x 75 x 37.5	6
150 x 75 x 50	6
150 x 75 x 75	6
150 x 100 x 37.5	6
150 x 100 x 50	6
150 x 100 x 75	6
150 x 150 x 37.5	6
150 x 150 x 50	6
150 x 150 x 75	4
150 x 150 x 100	2
225 x 75 x 37.5	6
225 x 75 x 50	6
225 x 75 x 75	6
225 x 150 x 37.5	4
225 x 150 x 50	4
225 x 150 x 75	4
225 x 150 x 100	2
225 x 225 x 50	2
225 x 225 x 75	2
225 x 225 x 100	1
300 x 150 x 50	2
300 x 150 x 75	2
300 x 150 x 100	2
300 x 225 x 50	2
300 x 225 x 75	1
300 x 225 x 100	1
300 x 300 x 50	2
300 x 300 x 75	1
300 x 300 x 100	1





Adaptable Box with Knock Out
S. No. DS 186

Ordering Code:
Finish-DS186-SIZE-KNOCK OUT

EG: 1P-DS186-75-75-37.5-20



Please refer our other Product Catalogues too...



Supplier

M/s. TRANSPOWER W.L.L

A member of TGI Group Europe

www.transpowerqatar.com

Contact Details

PO Box: 80533

Email: transpower@tpqtr.com

Tel: +974 44812702 / Fax: +974 44812708